



# STATE OF DELAWARE JOINT FINANCE COMMITTEE

---

February 6, 2025

# Mission

Students are at the center of everything we do. We empower students to change their lives through comprehensive educational opportunities and holistic support services that promote equitable outcomes. As the state's only community college, we provide quality education that responds to workforce and community needs, leverages partnerships, and strengthens Delaware's economy. We embrace the diversity of all individuals by nurturing an inclusive culture that institutionalizes access and equity for student success.

Effective July 1, 2023



DELAWARE TECH

***MAKES IT  
REAL.***

***IN-DEMAND CAREER PATHS***



## Who We Serve

---



**~25,450**

individuals  
were served  
last year



**96%**

of our  
~17,840 credit  
students are  
Delawareans



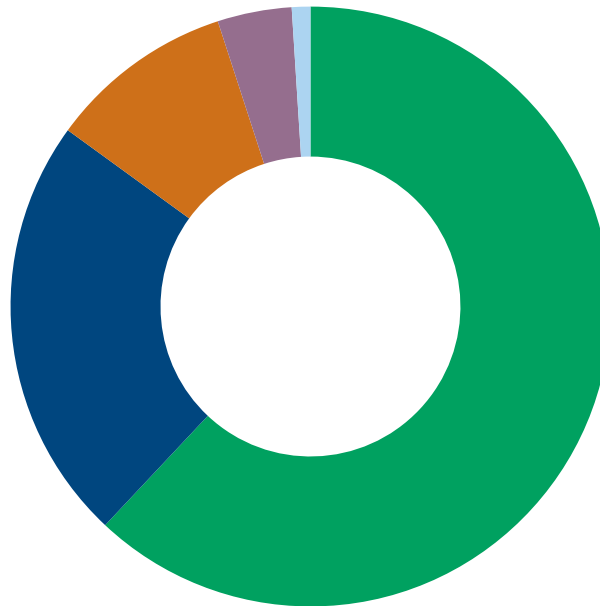


# We Are Delaware

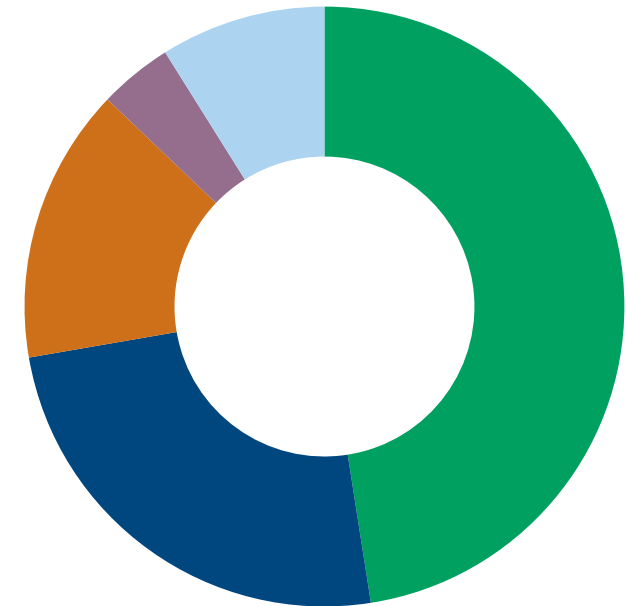
---

- White
- Black or African American
- Hispanic or Latino
- Asian
- Other

State of Delaware



Delaware Tech



\*Information retrieved from: <https://www.census.gov/quickfacts/DE>

\*\*Only includes Delaware Residents enrolled in Fall 2022

# Graduation



1,940

graduates for  
2024 with  
ceremonies in  
all three  
counties





# Workforce Development



~5,000

credentials  
awarded in  
the last  
academic  
year

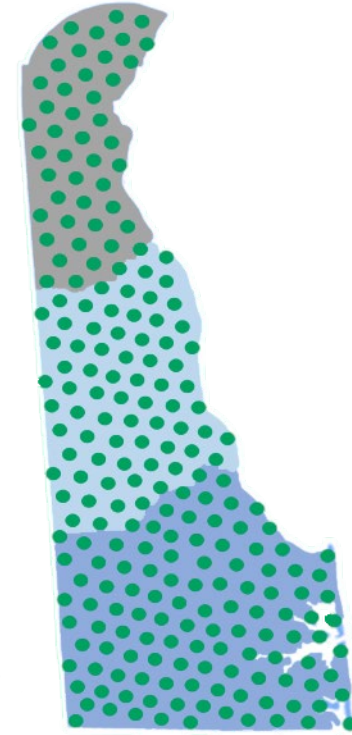


# A Bridge From School To Work



19 School Districts

DELAWARE  
TECHNICAL COMMUNITY  
COLLEGE



650+ Employers



# A Bridge From High School To Four-year Institutions



19 School Districts

DELAWARE  
TECHNICAL COMMUNITY  
COLLEGE



200+ Transfer Agreements

## K-12 Partnerships

- ~2,200 students enrolled in dual enrollment courses in fall 2024
- General education and program-specific dual enrollment courses offered
- 236 students served through immersive pathways





# Student Excellence Equals Degree Scholarship program > SEED



**~ 28,351**

Delawareans have enrolled as SEED eligible students



**15,773**

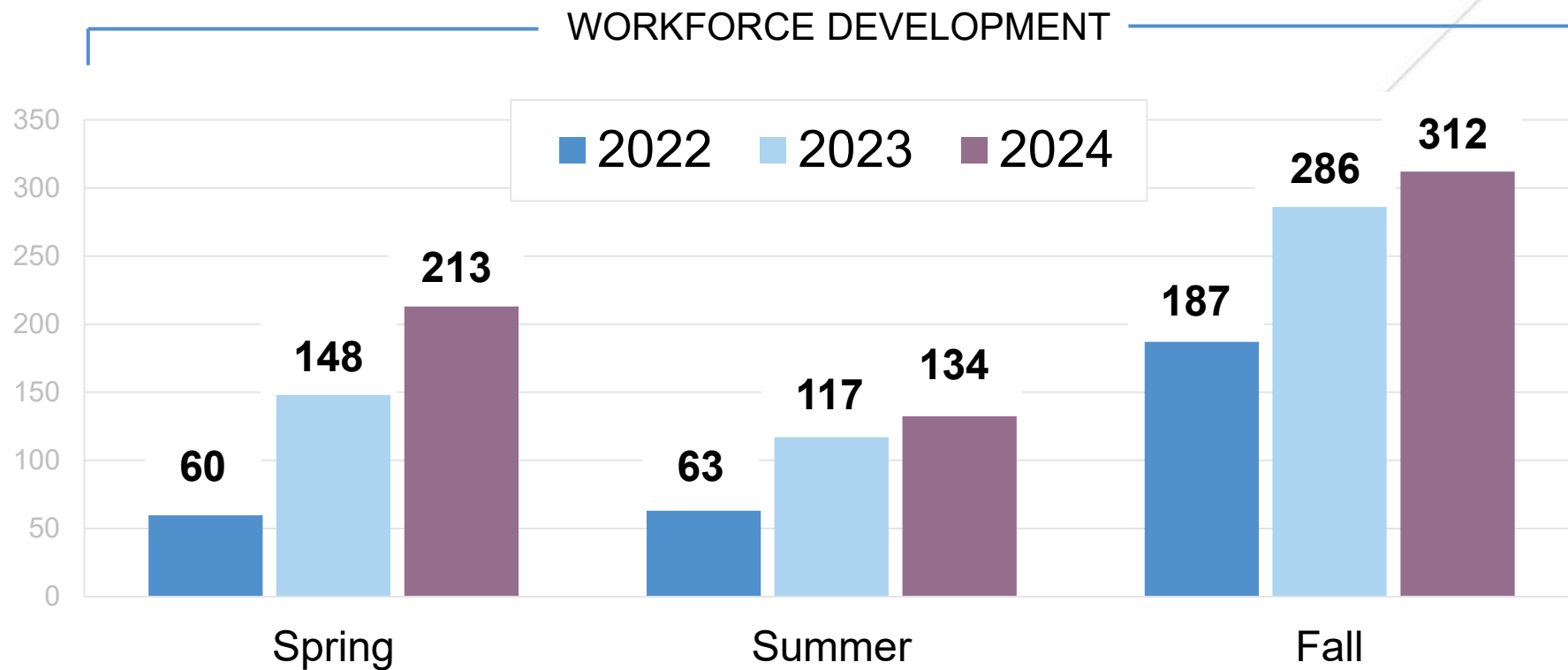
Received at least \$1 of SEED funding since 2006



**71%**

Fall 2023 cohort re-enrolled in fall 2024

## Students Enrolled On A Seed+ Scholarship



➤ **Total – 1,520 Students**





DELAWARE TECH

***MAKES IT  
AFFORDABLE.***

***FREE TUITION OPTIONS***

# RN-to-BSN Program

  
**1,517**

students  
enrolled  
since 2017

  
**24**

healthcare  
facilities  
across the  
state employ  
Delaware  
Tech  
students

  
**140**

graduates in  
2023-24  
academic  
year





# Allied Health Programs

- Cardiovascular Sonography
- Dental Hygiene
- Diagnostic Medical Sonography
- Paramedic
- Exercise Science
- Histotechnician
- Medical Assistant
- Medical Laboratory Technician
- Nuclear Medicine
- Occupational Therapy Assistant
- Physical Therapist Assistant
- Radiologic Technology
- Respiratory Care
- Surgical Technology
- Veterinary Technology

92% Licensure  
Passage Rate



# Bachelor of Science in Elementary Education

- Creates “grow your own” pipeline for teacher candidates from Delaware for local schools
- Responds to needs of Delaware school districts
- Prepares teacher candidates to work with Delaware’s diverse student population
- Launched fall 2022
- 28 graduates in 2024
- 128 students currently enrolled



# Veterans Services

- Student Veteran Organization
- Priority Admission
- Veterans Advocacy Specialists
- Veteran Scholarships
- Veteran Resource Centers
- Veterans Day Programs

## Delaware Tech Veterans Advocates



Major General  
Francis D. Vavala



Larence  
Kirby



Brigadier General  
Karen A. Berry





DELAWARE TECH

***MAKES IT  
POSSIBLE.***

***IN-DEMAND CAREERS, AFFORDABLE TUITION***



# Achieving the Dream



- Math/English redesign
- Holistic student supports
- Access





Irene P. Sorbara Foundation



WELFARE FOUNDATION, INC.



LONGWOOD *foundation*







## FY 2020-2025 Completed Capital Projects

- Automotive Center of Excellence
- Middletown Center Phases I to III
- Ventilation project in Arts & Science Center (Georgetown)
- Roof and air handler replacement in East Building (Wilmington)
- East Building renovation (Wilmington)
- Highmark Healthcare Center of Excellence (Dover)
- B-Wing renovation, including Dr. Jill T. Biden Student Success Center (Stanton)
- Terry Building (Dover) renovation
- Allied Health Center of Excellence/HVAC (Wilmington)
- Child Development Center (Stanton)
- Education/Tech Building HVAC (Dover)
- Central Plant Chiller (Georgetown)
- Softball field improvements (Georgetown)
- A-Wing entrance and heat pump renovations (Stanton)

# FY 2025 Capital Projects In Progress

## Under Construction:

- Culinary Arts renovations (Stanton)
- Seaford Innovation Center
- Floor 3 East Building (Wilmington)
- Baseball field relocation (Georgetown)
- Student Services Center (Georgetown)
- F-Wing heat pump renovation (Stanton)

## In Design:

- Learning Commons (Georgetown)
- Learning Commons/ D-Wing renovation (Stanton)
- West Building renovation (Wilmington)
- Terry Building Courtyard (Dover)



# Stanton B-Wing

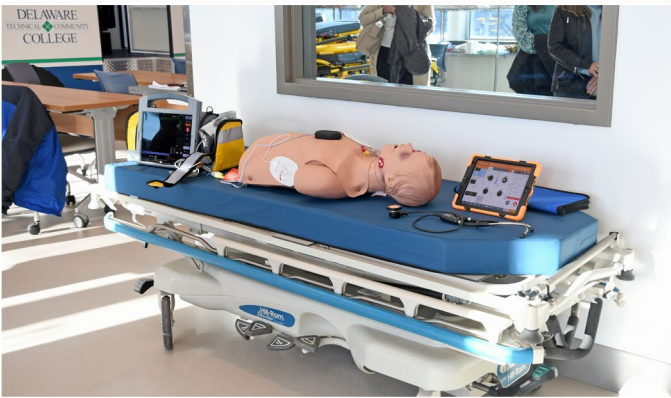
Completed





# Allied Health Center of Excellence

Completed





# Highmark Healthcare Center of Excellence

Completed





# Terry Building

Completed





# Stanton Child Development Center

Completed





# Stanton Culinary Arts

In Progress



# Critical Capital Needs: 5-year Capital Plan

CURRENT AND FUTURE PROJECTS	TOTAL PROJECT COST	FY2020-2025 CAPITAL PLAN	2026	2027-2028
<b>MAJOR RENOVATIONS:</b>				
Georgetown: Arts & Science Center	\$ 6,338.2	\$ 6,338.2	\$ -	\$ -
Wilmington: East Building	27,371.9	27,371.9	-	-
Wilmington: West Building	10,244.8	545.0	6,396.5	3,303.3
Stanton: B Wing	12,369.5	12,369.5	-	-
Dover: Terry Building	27,000.0	27,000.0	-	-
Collegewide: Learning Commons	34,800.0	10,036.0	13,630.2	11,133.8
<b>BUILDING SYSTEMS &amp; IMPROVEMENTS:</b>				
Georgetown: (Student Services Center, Chiller, Roofs)	13,446.0	5,874.0	3,194.7	4,377.3
Wilmington: (Roof, HVAC/Ducts, Electrical Upgrades)	14,235.6	5,100.0	-	9,135.6
Stanton: (Heat Pumps, Fire Alarm, Chiller)	10,643.3	4,544.7	-	6,098.6
Dover: (Courtyard, Administration, SET/CTC HVAC)	16,542.9	9,100.8	-	7,442.1
Public Safety, ADA, Paving, Lighting, Sidewalks	9,522.7	5,484.7	1,346.0	2,692.0
<b>GRAND TOTAL ANNUAL</b>	<b>\$ 182,514.9</b>	<b>\$ 113,764.8</b>	<b>\$24,567.4</b>	<b>\$44,182.7</b>



## FY 2026 Operating Budget Request

- Fully fund Health Fund positions & nursing program expansion
- Operating support for Seaford Innovation Center
- Fund comprehensive employee compensation plan





# Seaford Innovation Center

In Progress





# Positions Vacant Greater Than Three Years

Position Title	General Fund	Non-General Fund	Total Vacancies Greater Than 3 Years
Faculty & Workforce Development Educators	10.37	7.49	17.86
Direct Student Support	5.83	7.00	12.83
Public Safety	1.00	10.00	11.00
Facility Management	3.00	2.00	5.00
Conference Center & Cafeteria Operations	-	3.00	3.00
Program & Data Management	3.83	8.00	11.83
Marketing		2.00	2.00
Administrative & Academic Support	4.00	4.00	8.00
<b>Total position vacancies greater than 3 years</b>	28.03	43.49	71.52
<b>Budgeted positions</b>	793.00	360.00	1153.00
<b>3-year vacancy rate percentage of budgeted positions</b>	3.5%	12.1%	6.2%

# Performance Measures

Delaware Technical Community College – IPU 90-04-00

Performance Measure Name	Fiscal Year 2024 Actual	Fiscal Year 2025 Budget
# of students enrolled in academic programs	17,844	18,022
# of Associate in Arts students	353	357
% minority students	54%	54%
% in-state students	95%	95%
# of Bachelor degrees awarded	168	170
# of Associate degrees awarded	1,584	1,600
# of diplomas awarded	61	62
# of certificates awarded	123	124
# of non-credit awards	1,601	1,617



## FY 2026 Capital Requests

PROJECT	Fiscal Year 2026	Fiscal Year 2027	Fiscal Year 2028
Critical Capital Needs/Deferred Maintenance	\$24,567,400	\$25,699,400	\$18,483,300
Collegewide Asset Preservation/Minor Capital Improvement (MCI)	\$3,500,000	\$3,500,000	\$3,500,000
Excellence Through Technology	\$300,000	\$300,000	\$300,000
Parking Garage Expansion (Wilmington Campus)	\$1,200,000	\$3,994,800	-
<b>TOTAL</b>	<b>\$29,567,400</b>	<b>\$33,494,200</b>	<b>\$22,283,300</b>



