

Delaware Department of Technology and Information

FY25 Joint Finance Committee Hearing

CIO Greg Lane and COA Jordan Schulties
February 22, 2024



DTI Offices and Senior Staff



**Greg Lane,
Chief
Information
Officer**

Responsible for
Achieving IT
Goals & Meeting
Delaware's
Technology
Needs



**Ben Parsons,
Chief of Staff**

Plans, Develops
and Executes
Strategic
Plan/DTI Vision

Performance
Measures



**Jordan Schulties,
Chief of
Administration**

Fiscal
Human
Resources
Procurement



**Solomon Adote,
Chief Security
Officer**

Cyber Security
(Risk
Assessment/
Mitigation)

Disaster Recover
Continuity of
Government



**Greg Lane,
Chief
Technology
Officer**

Application
Delivery
Data
Management
Enterprise
Architecture
Enterprise
Resource
Planning
Project
Management



**Justin Day, Chief
of Partner
Services**

Customer
Engagement

Enterprise
Desktop/LAN

Statewide
Support Center



**Jerry Whisman,
Chief Operating
Officer**

Enterprise
Collaborative
Services

Facilities
Management

Network
Operations
Center

Data Center

Systems
Engineering

Telecommunications




**Eric Zubrow,
Deputy Attorney
General**


Legal

THANK YOU To Our Amazing Team...






Managed
10K Computers
4,700 Switches
1,500 APs




41Gbs of
Data/Sec Traveling on
State Network to
~700 Buildings



208M Inbound
State And K12 Emails
220M Outbound




877B
Cyber Events Analyzed
Sept 1-Dec 1
(**438K** Actionable Events)



40K
HRMS/PHRST
Self Service Users



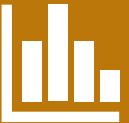
\$124M
Grant Funds
Managed



State Network
Availability
99.7%




6,766
Homes and Businesses
Connected to High-
Speed Internet



372
Open Data Portal
Sets Available




~90,000
Service Desk
Interactions



14.6M
Pages Printed;
118K Checks



100+ IT
Projects
in Flight at Any Given
Time



9.2M
FirstMap Views
(Location Intelligence)



2023
Year in Review
Keeping Delaware Running
on Technology 24/7/365!

Our Strategic Goals Continue To Be...

FY24 JFC Slide

- Lifecycling
- Switch Replacements
- Agency Migrations
- Reducing Incident Mean Time
- App Support/Performance Management

Operations



- Pay Plan Modernization
- Brokering Options
- Recruitment/Retention
- Internship/Apprentice Programs

Workforce



- Secure End User Services
- Onboarding
- Chargeback
- ServiceNow/Service Catalog Upgrades
- Standardization

ITC



- Zero Trust Network Architecture
- Evolving Threats/Response
- Supply Chain
- Identity
- Manage Risk/Compliance

Cyber Security



- Disaster Recovery
- Hosting Options
- On-Demand Scaling
- Modernize Workloads
- Physical Data Center Upgrade

Data Center & Network



- Security
- Workforce
- Scalability
- Disaster Recovery/Continuity

MFaaS



- Foundation
- Single Sign-On
- UI/UX
- Payment Portal
- Accessibility

Digital Government



- ARPA
- BEAD
- Digital Equity
- RDOF

Broadband



Our Strategic Goals Continue To Be...

FY24 JFC Side

- Lifecycleing
- Switch Replacements
- Agency Migrations
- Reducing Incident Mean Time
- App Support/Performance Management

Operations

- Pay Plan Modernization
- Brokering Options
- Recruitment/Retention
- Internship/Apprentice Programs

Workforce

- Secure End User Services
- Onboarding
- Chargeback
- ServiceNow/Service Catalog Upgrades
- Standardization

ITC

- Zero Trust Network Architecture
- Evolving Threats/Response
- Supply Chain
- Identity
- Manage Risk/Compliance

Cyber Security

- Disaster Recovery
- Hosting Options
- On-Demand Scaling
- Modernize Workloads
- Physical Data Center Upgrade

Data Center & Network

- Security
- Workforce
- Scalability
- Disaster Recovery/Continuity

MFaaS

- Foundation
- Single Sign-On
- UI/UX
- Payment Portal
- Accessibility

Digital Government

- ARPA
- BEAD
- Digital Equity
- RDOF

Broadband



Workforce

DTI faces critical workforce challenges including the loss of employees with more than 20 years of experience to the private sector and retirement.

121 retirement-eligible over next 5 years
(2,448 combined years of service)

42 employees immediately eligible for retirement with ~1,000 years of experience

84 total job codes at DTI; 73% < 4 people
(need an associate program)

\$50K average pay increase employees earn when they move to the private sector

9.8% turnover rate (a new hire does not equal previous employee w/ 20+ years of experience)

- Lifecycleing
- Switch Replacements
- Agency Migrations
- Reducing Incident Mean Time
- App Support/Performance Management

Operations

- Pay Plan Modernization
- Brokerage Options
- Recruitment/Retention
- Internship/Apprentice Programs

Workforce

- Secure End User Services
- Onboarding
- Chargeback
- ServiceNow/Service Catalog Upgrades
- Standardization

ITC

- Zero Trust Network Architecture
- Evolving Threats/Response
- Supply Chain
- Identity
- Manage Risk/Compliance

Cyber Security

- Disaster Recovery
- Hosting Options
- On-Demand Scaling
- Modernize Workloads
- Physical Data Center Upgrade

Data Center & Network

- Security
- Workforce
- Scalability
- Disaster Recovery/Continuity

MFaaS

- Foundation
- Single Sign-On
- UI/UX
- Payment Portal
- Accessibility

Digital Government

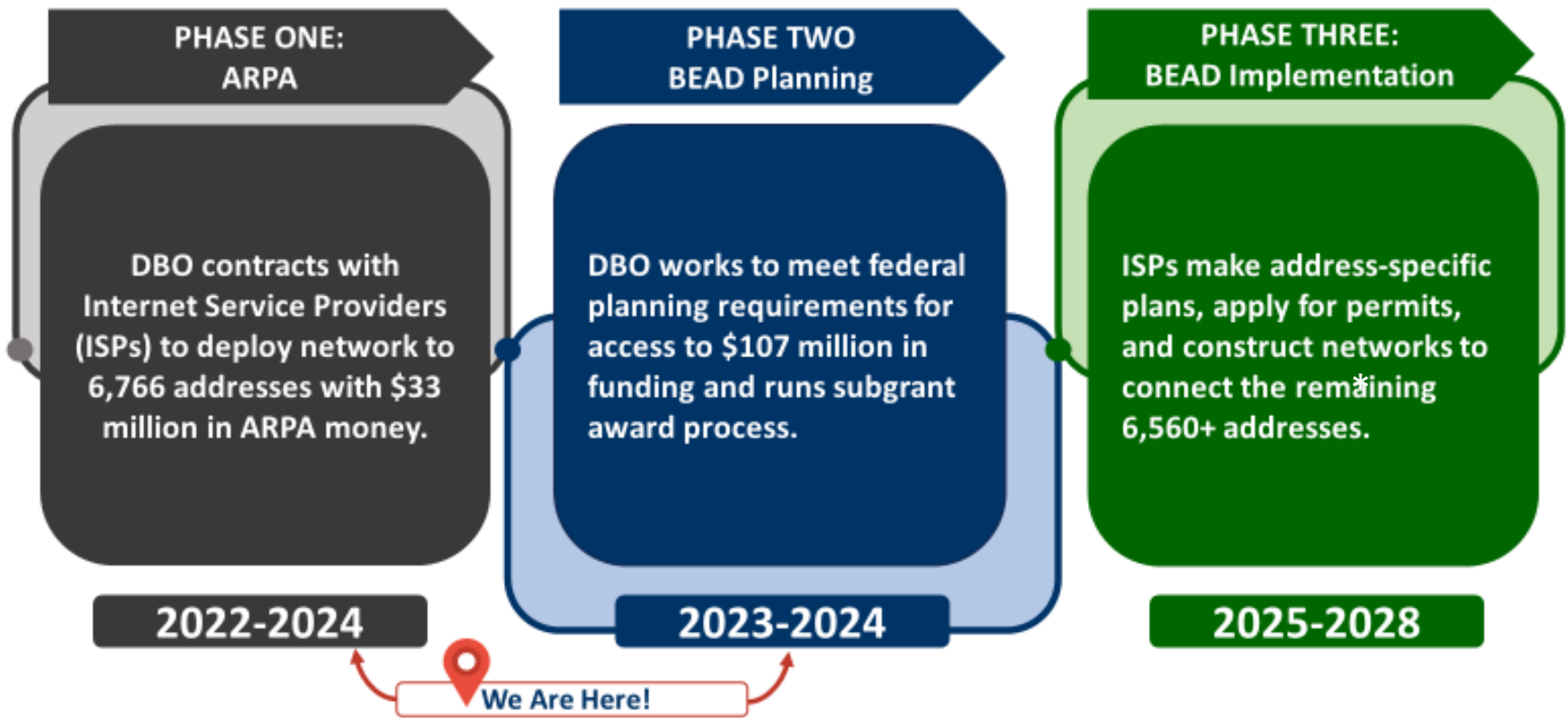
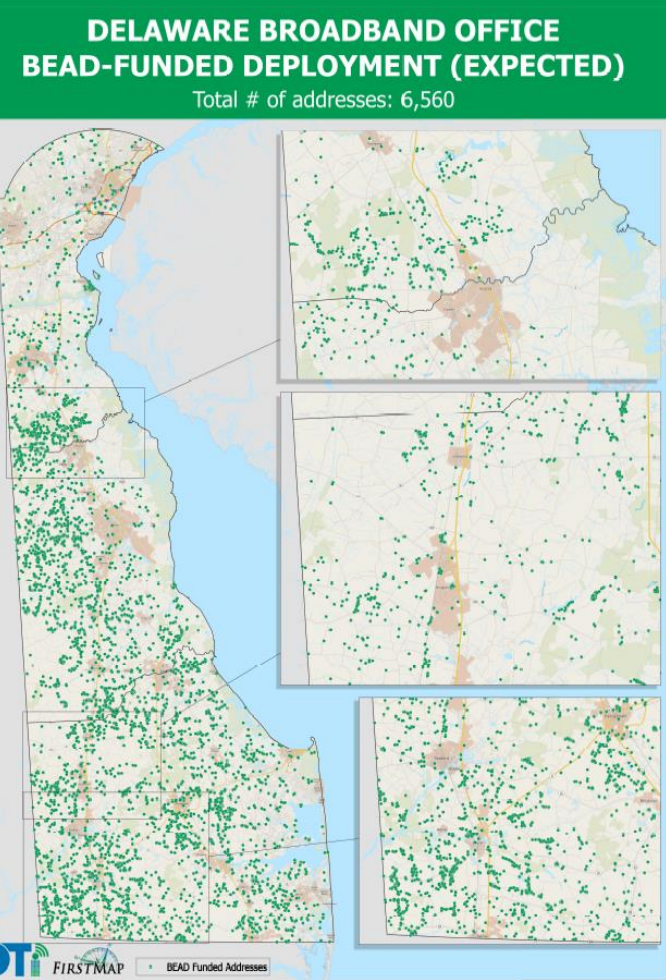
- ARPA
- BEAD
- Digital Equity
- RDOF

Broadband

Broadband Update



Delaware Broadband Office Access to Internet for All Timeline



Our Strategic Goals Continue To Be...

FY24 JFC Slide

- Lifecycleing
- Switch Replacements
- Agency Migrations
- Reducing Incident Mean Time
- App Support/Performance Management

Operations

- Pay Plan Modernization
- Brokering Options
- Recruitment/Retention
- Internship/Apprentice Programs

Workforce

- Secure End User Services
- Onboarding
- Chargeback
- Service/How/Service Catalog Upgrades
- Standardization

ITC

- Zero Trust Network Architecture
- Evolving Threats/Response
- Supply Chain
- Identity
- Manage Risk/Compliance

Cyber Security

- Disaster Recovery
- Hosting Options
- On-Demand Scaling
- Modernize Workloads
- Physical Data Center Upgrade

Data Center & Network

- Security
- Workforce
- Scalability
- Disaster Recovery/Continuity

MFaaS

- Foundation
- Single Sign-On
- UI/UX
- Payment Portal
- Accessibility

Digital Government

- ARPA
- BEAD
- Digital Equity
- RDOF

Broadband



Benefits of MFaaS

- ✓ **Consumption-based pricing model — scale on demand as agencies move off the Mainframe**
- ✓ **Data encryption at rest and in transit**
- ✓ **Provides dual site availability; Tier 3 hosted Production — Kings Mountain, NC
Disaster Recovery — Omaha, NE**
- ✓ **99.9% Availability, excluding planned maintenance windows**

MFaaS Timeline

August 2019: MFaaS RFP published; DTI and DELJIS part of User Group

2019-2021: IBM divested MFaaS and created Kyndryl

2019-2021: Project planning, IBM initially selected as vendor, presented at GEAR and TIC

Q1 2022: ARPA funding approved

Q4 2022: New vendor (Ensono) selected (due to Kyndryl's significant cost increase)

Jan-Mar 2023: CIO addresses MFaaS w/ DELJIS BOM & JFC

June 2023: Monthly meetings w/ agencies impacted by MF services begin (DELJIS, DeIDOT, DOR, DSP, DOL, Courts, DOC, DNREC, DSCYF)

September 2023: Agency meetings are held weekly

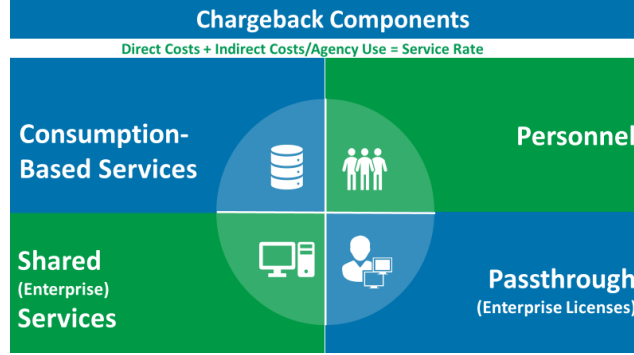
October 2023: 1st TEST

December 2023: DELJIS conducted enhanced testing



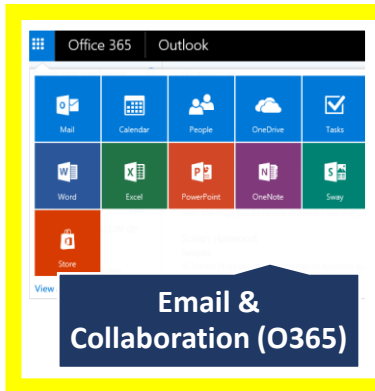
January 2024: 2nd TEST

February 10, 2024: GO LIVE

Our Strategic Goals Continue To Be... FY24 JFC Slide



SEUS Cost Recovery



Equitable. Sustainable. Scalable.

Email & Collaboration Tower = \$35.68

The Microsoft G3 license provides access to the full Microsoft suite of products, including email and productivity tools (**Outlook, Word, Excel, PowerPoint, OneDrive, Teams, etc.**)

The cost also includes security tools *specific* to email such as encryption services, data loss prevention, and email filtering

Enterprise Fax is not included and is charged on actual consumption to agencies that wish to utilize the service



FY25 DTI Recommended General Fund Operating Budget

FY24 General Fund Base Budget	\$60,084,900
--------------------------------------	---------------------

FY25 Request to Support:

Personnel Contingency

\$2,196,500

Annualization of 4 FY24 FTE Positions

\$113,500

Operational Cost – MS Azure VMware (AVS)

\$5,095,400

Hardware & Software Inflationary Adjustment*

\$417,600

**\$417.6K does not reflect the actual price increase; \$417.6K was calculated based on the allowed 1%*

Fleet Operating Increases

\$2,900

FY25 General Fund Budget Request	\$67,910,700
---	---------------------



Additional Unfunded Technology Needs



Core Network Hardware & Services (\$16.6M)



William Penn Data Center Systems Upgrade (\$11M)



Active Directory Recovery (\$1.7M)



F5 System Engineers (\$233K)*



K12 Network (\$5M)*



Associate Program (\$3.3M)*

***Estimated annual cost**