



# DELAWARE DEPARTMENT OF EDUCATION

April 30<sup>th</sup>, 2026



1



## Meyer Administration Values

### INTEGRITY

*Actions speak louder than words - actions build trust. We will lead with transparency and accountability to ensure every decision serves the public good.*

### EFFICIENCY

*Government should work smarter, not harder. We will eliminate waste, streamline services, and prioritize execution over excuses.*

### COLLABORATION


*Lasting change requires teamwork. We will break down silos, build strong partnerships, and deliver solutions that work.*

2

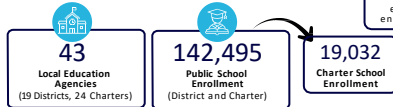


# Demographics

Delaware's education system serves children in early child care programs through the PK-12 system. Delaware learners represent a rich mix of backgrounds, languages, and learning needs. This diversity is a key strength and provides essential context for understanding student outcomes, identifying needs, and shaping strategies.



What does PK-12 public education look like in Delaware?

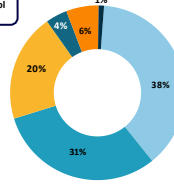


In 2024  
6055 students enrolled in dual enrollment courses  
15,780 students enrolled in an AP course



### Student Population

- 13% Multilingual learners
- 19% Students with disabilities
- 27% Low Income



In the 2025 School Year  
20% of graduated students (1,205 students) demonstrated readiness by successful attainment in industry credentials\*

\*Industry Credentials: Measurement of attainment is based on the specific credential within a state-approved CTE program of study (i.e., certified nursing assistant)

3



## Department of Education Strategic Priorities

Our Promise: Start with Students. Build for Impact.



4



# DDOE Strategic Plan



The Delaware Department of Education



### Our Vision

Every learner is ready for success in college, career, and life.



### Our Mission

To empower every learner with the highest quality education through shared leadership, innovative practices, and exemplary services.



### Our Promise

Start with Students. Build for Impact.



5



# DDOE Strategic Plan

## Building Blocks and Priorities

Turning clear priorities into measurable results.

**BRIGHT BEGINNINGS**  
**Priority:**  
 Expand Early Education

**SAFE, SUPPORTIVE SCHOOLS**  
**Priorities:**

- Student Wellbeing
- Instructional Leadership
- Educator Workforce Growth and Retention

**GREAT TEACHING AND LEARNING**  
**Priorities:**

- Early Literacy Success
- Improved Student Achievement
- Data and Assessment Systems
- College and Career Readiness

**FAIR OPPORTUNITIES FOR EVERY LEARNER**  
**Priorities:**

- Education Funding Reform
- AI Proficiency for Impact

**FAMILIES AND COMMUNITIES AS PARTNERS**  
**Priority:**  
 Family and Community Partnerships



6



## Key Targets - 2028

- **Grade 3 reading proficiency:** 38% → **53%**
- **Graduation rate:** 89% → **91%**
- **Teacher retention:** 3-year retention rate of all early career teachers from 72% → **75%**
- **Chronic absenteeism:** 15% → **13%**
- **Early education access:** 25% → **40%** of families
- **Science of Reading training:** **100%** of K-3 teachers
- **Grades 3-8 Delaware School Success Framework Composite Score:** 264 → **300**

7



## FY2027 CAPITAL BUDGET REQUEST



8

8



## Major Capital 5 Year Funding History

<b>Fiscal Year</b>	<b>Amount*</b>
2022	\$229,358.0
2023	\$350,049.9
2024	\$200,483.5
2025	\$160,807.7
2026	\$211,225.8

\*Includes City of Wilmington Education Initiatives funded within OMB and Market Pressure.

9



## Minor Capital 5 Year Funding History

<b>Fiscal Year</b>	<b>Amount</b>
2022	\$15,000.0
2023	\$30,000.0*
2024	\$15,000.0
2025	\$30,300.0*
2026	\$30,000.0*

\*Funding includes Enhanced MCI funds

10



## FY27 State Funding Summary

	<b>FY27 Governor's Recommended Budget</b>	<b>Balance Remaining (out years)</b>
Ongoing Projects	\$140,229.3	\$207,921.4
100% State Funded Ongoing Projects	\$17,200.0	\$0
Minor Capital Improvements	\$15,000.0	Ongoing
Enhanced Minor Capital Improvements	\$15,000.0	Ongoing
Architectural Barrier Removal	\$160.0	Ongoing
Safety and Security	\$9,138.0	Ongoing
IT Infrastructure	\$9,299.0	\$12.0
<b>TOTAL</b>	<b>\$206,026.3</b>	<b>\$219,921.4</b>

11



## Ongoing Projects

	<b>FY2027 Request</b>	<b>Balance Remaining (out years)</b>
Appoquinimink, New Elementary School at Green Giant Road	\$3,878.8	\$34,909.6
Appoquinimink, New MS/HS at Summit Campus	\$73,755.8	\$92,194.8
Colonial, Carrie Downie Elementary School Renovations	\$0.0	\$1,605.6
Colonial, Castle Hills Elementary School Renovations	\$0.0	\$694.4
Colonial, George Read Middle School Renovations	\$136.0	\$1,563.6
Colonial, McCullough MS Renovations	\$4,626.9	\$0.0
Colonial, New Castle ES Renovations	\$0.0	\$971.8
Colonial, Pleasantville Elementary School Renovations	\$215.2	\$2,598.6
Colonial, Southern Elementary School Renovations	\$316.9	\$3,826.6
Colonial, Wallace Wallin School Renovations	\$104.6	\$1,263.6

12



## Ongoing Projects

	<b>FY2027 Request</b>	<b>Balance Remaining (out years)</b>
Colonial, Wilbur Elementary School Renovations	\$0.0	\$2,415.9
Colonial, Wilmington Manor ES Renovations	\$2,662.1	\$0.0
Red Clay, Al duPont High School Renovations	\$770.9	\$9,308.6
Red Clay, Baltz Elementary School Renovations	\$1,320.2	\$15,940.9
Red Clay, Cab Calloway School of the Arts Renovations	\$1,201.4	\$14,506.6
Red Clay, Conrad Schools of Science Renovations	\$12,862.1	\$0.0
Red Clay, Forest Oak ES Renovations	\$6,196.7	\$0.0
Red Clay, HB duPont Middle School Renovations	\$688.2	\$8,310.5
Red Clay, Linden Hill ES Renovations	\$6,406.4	\$0.0
Red Clay, Marbrook Elementary School Renovations	\$528.2	\$6,377.8

13



## Ongoing Projects

	<b>FY2027 Request</b>	<b>Balance Remaining (out years)</b>
Red Clay, North Star Elementary School Renovations	\$190.1	\$2,295.3
Red Clay, Richardson Park ES Renovations	\$7,021.2	\$0.0
Red Clay, Richey Elementary School Renovations	\$422.8	\$5,105.0
Red Clay, Shortlidge Academy Renovations	\$333.9	\$4,032.2
Red Clay, Skyline MS Renovations	\$6,230.0	\$0.0
Red Clay, Warner ES Renovations	\$10,360.9	\$0.0
<b>Totals</b>	<b>\$140,229.3</b>	<b>\$207,921.4</b>

14



## Certificate of Necessity Approvals NCCVT

Project	Total State Share	Total Local Share
DE Skills Center Land Purchase and Remodel	-	\$3,500,000
<b>Total Approval</b>	-	<b>\$3,500,000</b>

15



## Ongoing Projects 100% State Funded

	FY2027 Request	Balance Remaining (out years)
Brandywine, Bush School	\$17,200.0	-
<b>TOTAL</b>	<b>\$17,200.0</b>	-

16



- FY27-\$9.3M
- Project implementation by DTI with partnership with DOE. *No LEA impact on implementation*
- 244 public school locations statewide
- Sustainable, managed network replacement solution
- Distributed network architecture and reduce single points of failure

17



#### Year 1 (Program Launch)

- Complete comprehensive network assessment
- Finalize detailed implementation plan for Years 1-5
- Switch replacements/address licensing (600 total for Year 1)
- Upgrade sites for routers and aggregate switches
- Implement initial management tools

#### Years 2-5: Each subsequent year will follow a similar pattern:

- Replace/address licensing; ~640 distribution switches per year
- Install hub routers (completed by Year 4)

18



**Thank You!**

