



DELAWARE  
TECHNICAL  COMMUNITY  
COLLEGE

STATE OF DELAWARE CAPITAL IMPROVEMENT COMMITTEE

May 2, 2024



DEL TECH **MAKES** DELAWARE

 DELAWARE TECH

## Mission

Students are at the center of everything we do. We empower students to change their lives through comprehensive educational opportunities and holistic support services that promote equitable outcomes. As the state's only community college, we provide quality education that responds to workforce and community needs, leverages partnerships, and strengthens Delaware's economy. We embrace the diversity of all individuals by nurturing an inclusive culture that institutionalizes access and equity for student success.



Effective July 1, 2023

## WHO WE SERVE

**~23,500** individuals were served last year

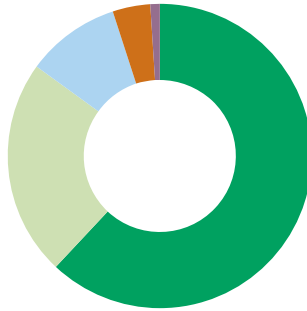
**96%** of our ~13,000 credit students are Delawareans



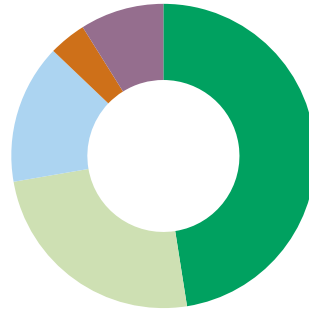
# WE ARE DELAWARE

- White
- Black or African American
- Hispanic or Latino
- Asian
- Other

State of Delaware




Delaware Tech



\*Information retrieved from: <https://www.census.gov/quickfacts/DE>  
\*\*Only includes Delaware Residents enrolled in Fall 2022



**1,740**  
total graduates  
in 2023







~4,500

awards in  
Workforce Development  
and Community Education



 DELAWARE TECH

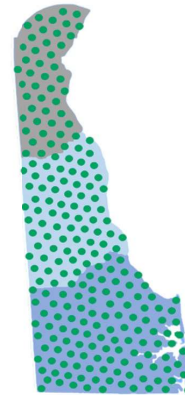
## A BRIDGE FROM SCHOOL TO WORK

19 School Districts

650+ Employers



DELAWARE  
TECHNICAL  COMMUNITY  
COLLEGE



## A BRIDGE FROM HIGH SCHOOL TO FOUR-YEAR INSTITUTIONS

### 19 School Districts



DELAWARE  
TECHNICAL COMMUNITY  
COLLEGE

### 200+ Transfer Agreements



## K-12 PARTNERSHIPS

- ~2,000 students enrolled in dual enrollment courses in fall 2023
- General education and program-specific dual enrollment courses offered
- 232 students served through immersive pathways

 DELAWARE TECH





Student Excellence Equals Degree Scholarship program **SEED**

**~ 26,314**

Delawareans have enrolled as SEED eligible students

**14,850 +**

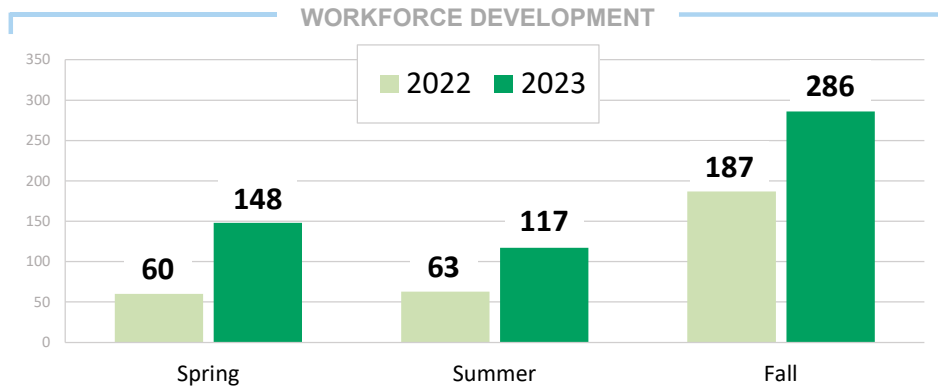
Received at least \$1 of SEED funding since 2006

**73%**

Fall 2022 cohort re-enrolled in fall 2023



## STUDENTS ENROLLED ON A SEED+ SCHOLARSHIP




DELAWARE TECH

➤ Total – 861 Students

**DON'T WAIT.**  
**HEAL.**



DELAWARE TECH





**Katherine Perez-Hernandez**

## **RN-TO-BSN PROGRAM**

**1,302** students enrolled since 2017

**24** healthcare facilities across the state employ Delaware Tech students

**127** graduates in 2022-23 academic year

 **DELAWARE TECH**





## ALLIED HEALTH PROGRAMS

1. Cardiovascular Sonography
2. Dental Hygiene
3. Diagnostic Medical Sonography
4. Paramedic
5. Exercise Science
6. Health Information Management
7. Histotechnician
8. Medical Assistant
9. Medical Laboratory Technician
10. Nuclear Medicine
11. Occupational Therapy Assistant
12. Physical Therapist Assistant
13. Radiologic Technology
14. Respiratory Care
15. Surgical Technology
16. Veterinary Technology



**93% Licensure Passage Rate**

## BACHELOR OF SCIENCE IN ELEMENTARY EDUCATION

- Creates “grow your own” pipeline for teacher candidates from Delaware for local schools
- Responds to needs of Delaware school districts
- Prepares teacher candidates to work with Delaware’s diverse student population
- Launched fall 2022
- 92 students currently enrolled





## VETERANS SERVICES

- Student Veteran Organization
- Priority Admission
- Veterans Advocacy Specialists
- Veteran Scholarships
- Veteran Resource Centers
- Veterans Day Programs

### Delaware Tech Veterans Advocates



Major General  
Francis D. Vavala



Larence  
Kirby



Brigadier General  
Karen A. Berry

# DON'T WAIT. BUILD.

 DELAWARE TECH



CRYSTAL TRUST

CHASE J.P.Morgan



LONGWOOD foundation

Irene P. Sorbara Foundation



WELFARE FOUNDATION, INC.



U.S. Department of Education







## FY 2020-2024 CAPITAL PROJECTS

### Complete:

- Automotive Center of Excellence
- Middletown Center Phases I & II
- Ventilation project in Arts & Science Center (Georgetown)
- Replace roof and air handlers in East Building (Wilmington)
- Major East Building renovation project (Wilmington)
- Healthcare Center of Excellence, Phase I (Dover)
- Major renovations to B Wing (Stanton)

### In Progress:

- Major renovations at Terry Building (Dover)
- Allied Health Center of Excellence/HVAC (Wilmington)
- Child Development Center (Stanton)
- Culinary renovation project (Stanton)
- Middletown Center, Phase III
- Healthcare Center of Excellence, Phase II (Dover)
- Education/Tech Building HVAC (Dover)
- Central Plant Chiller (Georgetown)
- Learning Commons (Georgetown)

## MAJOR PROJECTS COMPLETED



**Wilmington East Building**



## MAJOR PROJECTS COMPLETED



**Healthcare Center of Excellence**





## MAJOR PROJECTS COMPLETED




**Stanton B-Wing**



## MAJOR PROJECTS IN PROGRESS



**Terry Building**





## MAJOR PROJECTS IN PROGRESS



**Allied Health Center of Excellence**

## MAJOR PROJECTS IN PROGRESS



**Stanton Child Development Center**

## MAJOR PROJECTS IN PROGRESS



**Stanton Culinary**



## MAJOR PROJECTS IN PROGRESS



**Middletown Phase III**



## CRITICAL CAPITAL NEEDS: 5-YEAR CAPITAL PLAN

CURRENT AND FUTURE PROJECTS	TOTAL PROJECT COST	FY2020-2024 CAPITAL PLAN	2025	2026-2027
<b>MAJOR RENOVATIONS:</b>				
Georgetown: Arts & Science Center	\$ 6,338.2	\$ 6,338.2	\$ -	\$ -
Georgetown: Learning Commons	15,166.2	19.5	15,146.7	-
Wilmington: East Building	27,988.4	27,988.4	-	-
Wilmington: West Building	9,699.8	-	-	9,699.8
Stanton: B Wing	12,600.0	12,600.0	-	-
Stanton: D Wing	7,247.1	-	-	7,247.1
Dover: Terry Building	27,000.0	27,000.0	-	-
<b>BUILDING SYSTEMS &amp; IMPROVEMENTS:</b>				
Georgetown: (Chiller, Air Handling Units, Roofs)	11,405.9	5,228.6	1,800.0	4,377.3
Wilmington: (Roof, HVAC/Ducts, Electrical Upgrades)	14,235.6	5,100.0	-	9,135.6
Stanton: (Heat Pumps, Fire Alarm, Chiller, Gym)	12,401.8	4,955.5	1,347.7	6,098.6
Dover: (ETB Mechanical Upgrades, SET/CTC HVAC)	13,498.9	6,056.8	-	7,442.1
Public Safety, ADA, Paving, Lighting, Sidewalks	11,451.4	7,413.4	1,346.0	2,692.0
<b>GRAND TOTAL ANNUAL</b>	<b>\$ 169,033.3</b>	<b>\$ 102,700.4</b>	<b>\$19,640.4</b>	<b>\$46,692.5</b>

COMPLETED
  UNDER CONSTRUCTION
  PENDING/UNDER DESIGN

## FY 2025 CAPITAL REQUESTS

PROJECT	Fiscal Year 2025	Fiscal Year 2026	Fiscal Year 2027
Critical Capital Needs/Deferred Maintenance	\$22,010,600	\$21,812,700	\$24,879,800
Collegewide Asset Preservation/Minor Capital Improvement (MCI)	\$3,500,000	\$3,500,000	\$3,500,000
Excellence Through Technology	\$300,000	\$300,000	\$300,000
Parking Garage Expansion (Wilmington Campus)	\$1,200,000	\$3,994,800	-
<b>TOTAL</b>	<b>\$27,010,600</b>	<b>\$29,607,500</b>	<b>\$28,679,800</b>



